

Cable fittings and accessories

Plastic fittings TOP-T-P metric



Properties

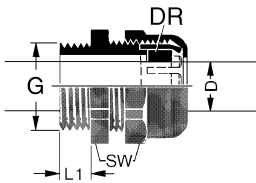
- – metric –
- Cable fitting with hexagon base
- Strain relief and seal

Technical data

Protection class	IP 68 to 5 bar
Approvals	1, 3, 4

Design

- Material Polyamide PA 6.6-V-2
- Colour grey RAL 7001
black RAL 9005
- Sealing ring (DR) Neoprene



Part-No.	Type	G	Clamping range D mm	SW = across flats mm	L 1 mm	weight approx. kg/100 piece	VE piece
TOP-T-P metric grey RAL 7001							
600790	TOP-T-P M 12×1.5	M 12	2.0 – 6.5	15	8.0	0.32	100
600680	TOP-T-P M 16×1.5	M 16	4.0 – 10.0	20	8.0	0.57	100
600681	TOP-T-P M 20×1.5	M 20	6.0 – 12.0	24	9.0	0.96	100
600682	TOP-T-P M 25×1.5	M 25	9.0 – 16.0	28	11.0	1.55	50
600683	TOP-T-P M 32×1.5	M 32	10.0 – 21.0	36	11.0	2.65	25
600791	TOP-T-P M 40×1.5	M 40	16.0 – 28.0	46	11.0	4.34	10
600792	TOP-T-P M 50×1.5	M 50	21.0 – 34.5	53	13.0	7.37	5
600684	TOP-T-P M 63×1.5	M 63	30.0 – 44.5	65	14.0	10.26	5
TOP-T-P metric black RAL 9005							
600840	TOP-T-P M 12×1.5	M 12	2.0 – 6.5	15	8.0	0.32	100
600841	TOP-T-P M 16×1.5	M 16	4.0 – 10.0	20	8.0	0.57	100
600842	TOP-T-P M 20×1.5	M 20	6.0 – 12.0	24	9.0	0.96	100
600843	TOP-T-P M 25×1.5	M 25	9.0 – 16.0	28	11.0	1.55	50
600844	TOP-T-P M 32×1.5	M 32	10.0 – 21.0	36	11.0	2.65	25
600845	TOP-T-P M 40×1.5	M 40	16.0 – 28.0	46	11.0	4.40	10
600846	TOP-T-P M 50×1.5	M 50	21.0 – 34.5	53	13.0	7.37	5
600847	TOP-T-P M 63×1.5	M 63	30.0 – 44.5	65	14.0	10.26	5

Cable fittings and accessories

Plastic fittings TOP-T-P



Properties

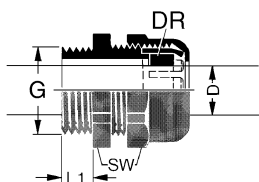
- Cable fitting with hexagon base
- Strain relief and seal

Technical data

Protection class	IP 68 to 5 bar
Approvals	1, 4

Design

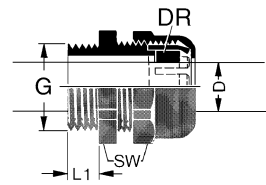
- Material polyamide PA 6.6-V-2
- Colour grey RAL 7001
- Black RAL 9005
- Sealing ring (DR) Neoprene



Part-No.	Type	G	Clamping range D mm	SW = across flats mm	L 1 mm	weight approx. kg/100 piece	VE piece
TOP-T-P PG grey RAL 7001							
600660	TOP-T-P PG 7	PG 7	3.0 – 6.5	15	8.0	0.33	100
600661	TOP-T-P PG 9	PG 9	4.0 – 8.0	19	8.0	0.52	100
600662	TOP-T-P PG 11	PG 11	5.0 – 10.0	22	8.0	0.87	100
600663	TOP-T-P PG 13.5	PG 13	6.0 – 12.0	24	9.0	0.96	100
600664	TOP-T-P PG 16	PG 16	10.0 – 14.0	27	10.0	1.37	50
600665	TOP-T-P PG 21	PG 21	13.0 – 18.0	33	11.0	2.04	50
600666	TOP-T-P PG 29	PG 29	18.0 – 25.0	42	11.0	3.88	25
600667	TOP-T-P PG 36	PG 36	22.0 – 34.0	53	13.0	6.90	10
600668	TOP-T-P PG 42	PG 42	30.0 – 38.0	53	13.0	8.80	5
600669	TOP-T-P PG 48	PG 48	30.0 – 44.5	65	14.0	9.79	5
TOP-T-P PG black RAL 7005							
600860	TOP-T-P PG 7	PG 7	3.0 – 6.5	15	8.0	0.33	100
600861	TOP-T-P PG 9	PG 9	4.0 – 8.0	19	8.0	0.52	100
600862	TOP-T-P PG 11	PG 11	5.0 – 10.0	22	8.0	0.87	100
600863	TOP-T-P PG 13.5	PG 13,5	6.0 – 12.0	24	9.0	0.96	100
600864	TOP-T-P PG 16	PG 16	10.0 – 14.0	27	10.0	1.37	50
600865	TOP-T-P GP 21	PG 21	13.0 – 18.0	33	11.0	2.04	50
600866	TOP-T-P PG 29	PG 29	18.0 – 25.0	42	11.0	3.98	25
600867	TOP-T-P PG 36	PG 36	22.0 – 34.0	53	13.0	6.90	10
600868	TOP-T-P PG 42	PG 42	30.0 – 38.0	60	13.0	8.80	5
600869	TOP-T-P PG 48	PG 48	30.0 – 44.5	65	14.0	9.79	5

Cable fittings and accessories

Plastic fitting TOP-TR-P



Properties

- Cable fitting with hexagon base
- Strain relief and gasket
- Reduced sealing insert

Technical data

Protection class	IP 68 to 5 bar
Approvals	1, 5, 6, 7

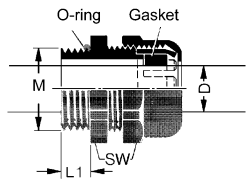
Design

- Material Polyamide PA 6-V-2
- Colour grey RAL 7001
other colours upon request
- Sealing ring (DR) NBR

Part-No.	Type	G	Clamping range D mm	SW = across flats mm	L 1 mm	weight approx. kg/100 piece	VE piece
TOP-TR-P metric							
600794	TOP-TR-P M 12 × 1.5	M 12	2.0 – 5.0	15	8.0	0.33	100
600690	TOP-TR-P M 16 × 1.5	M 16	3.0 – 10.0	20	8.0	0.62	100
600691	TOP-TR-P M 20 × 1.5	M 20	5.0 – 13.0	24	8.0	1.34	100
600692	TOP-TR-P M 25 × 1.5	M 25	8.0 – 17.0	29	8.0	1.63	50
600693	TOP-TR-P M 32 × 1.5	M 32	12.0 – 21.0	36	10.0	2.72	25
600795	TOP-TR-P M 40 × 1.5	M 40	16.0 – 28.0	46	10.0	4.40	10
600796	TOP-TR-P M 50 × 1.5	M 50	21.0 – 35.0	55	12.0	6.80	5
600793	TOP-TR-P M 63 × 1.5	M 63	27.0 – 48.0	68	12.0	9.60	5
TOP-T-R PG							
600670	TOP-TR-P PG 7	PG 7	2.0 – 5.0	15	8.0	0.70	100
600671	TOP-TR-P PG 9	PG 9	2.0 – 6.0	19	8.0	1.10	100
600672	TOP-TR-P PG 11	PG 11	3.0 – 7.0	22	8.0	1.40	100
600673	TOP-TR-P PG 13.5	PG 13,5	5.0 – 9.0	24	9.0	1.80	100
600674	TOP-TR-P PG 16	PG 16	7.0 – 12.0	27	10.0	1.75	50
600675	TOP-TR-P PG 21	PG 21	9.0 – 16.0	33	11.0	3.05	50
600676	TOP-TR-P PG 29	PG 29	12.0 – 20.0	42	11.0	4.10	25
600677	TOP-TR-P PG 36	PG 36	20.0 – 26.0	53	13.0	7.30	10
600678	TOP-TR-P PG 42	PG 42	25.0 – 31.0	60	14.0	11.10	5
600679	TOP-TR-P PG 48	PG 48	29.0 – 35.0	65	14.0	11.60	5

Cable fittings and accessories

Plastic fitting TOP-K EEx metric



Properties

- Ex cable fitting with hexagon base
- Strain relief, gasket and O-Ring
- For explosion risk areas
- Installation-friendly
- Suitable for the fixed running of cables
- (ignition) protection class EExe: increased safety (see technical information)
- (ignition) protection class EExi: intrinsic safety (see technical information)
- Category / Zone: 2G and 2D / 1, 2, 21, 22

Technical data

Protection class IP 66

Design

- Material Polyamide for explosion risk areas according to EN 50014
- Colour blue/black RAL 5015/RAL 9005; black/black RAL 9005
- Sealing ring (DR) Neoprene
- O-Ring (OR) Perbunan®

Part-No.	Type	G	Clamping range D mm	SW = across flats mm	L 1 mm	weight approx. kg/100 piece	VE piece
TOP-K EEx metric cap nut, colour blue, suitable for labelling for protection class EExi							
600720	TOP-K EEx M 12 × 1.5	M 12	4.0 – 7.0	15	8.0	0.33	100
600721	TOP-K EEx M 16 × 1.5	M 16	5.5 – 10.0	20	8.0	0.64	100
600722	TOP-K EEx M 20 × 1.5	M 20	5.5 – 13.0	24	8.0	0.92	100
600723	TOP-K EEx M 25 × 1.5	M 25	8.0 – 17.0	29	8.0	1.56	50
600724	TOP-K EEx M 32 × 1.5	M 32	12.0 – 21.0	36	10.0	2.56	25
600725	TOP-K EEx M 40 × 1.5	M 40	17.0 – 28.0	46	10.0	4.40	10
600726	TOP-K EEx M 50 × 1.5	M 50	22.0 – 35.0	55	12.0	6.80	5
600727	TOP-K EEx M 63 × 1.5	M 63	27.0 – 48.0	68	12.0	9.60	5
TOP-K EEx metric cap nut, colour black							
601720	TOP-K EEx M 12 × 1.5	M 12	4.0 – 7.0	15	8.0	0.33	100
601721	TOP-K EEx M 16 × 1.5	M 16	5.5 – 10.0	20	8.0	0.64	100
601722	TOP-K EEx M 20 × 1.5	M 20	5.5 – 13.0	24	8.0	0.92	100
601723	TOP-K EEx M 25 × 1.5	M 25	8.0 – 17.0	29	8.0	1.56	50
601724	TOP-K EEx M 32 × 1.5	M 32	12.0 – 21.0	36	10.0	2.56	25
601725	TOP-K EEx M 40 × 1.5	M 40	17.0 – 28.0	46	10.0	4.40	10
601726	TOP-K EEx M 50 × 1.5	M 50	22.0 – 35.0	55	12.0	6.80	5
601727	TOP-K EEx M 63 × 1.5	M 63	27.0 – 48.0	68	12.0	9.60	5

Cable fittings and accessories

Plastic fitting TOP-T-KS metric



Properties

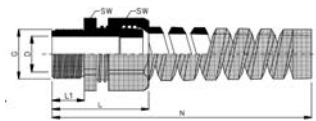
- – metric –
- Cable fitting with hexagon base
- Kink protection spiral
- Strain relief and seal

Technical data

Protection class IP 68 to 5 bar

Design

- Material Polyamide 6-V-2
- Colour grey RAL 7001
black RAL 9005
other colour upon request
- Sealing ring (DR) CR / NBR



Part-No.	Type	G	Clamping range D mm	SW = across flats mm	L 1 mm	weight approx. kg/100 piece	VE piece
TOP-T-KS metric grey RAL 7035							
600900	TOP-T-KS M 12	M 12	3.0 – 6.5	15	8.0	0.50	100
600901	TOP-T-KS M 16	M 16	5.0 – 10.0	22	15.0	1.30	100
600902	TOP-T-KS M 20	M 20	10.0 – 14.0	27	15.0	2.30	50
600903	TOP-T-KS M 25	M 25	13.0 – 18.0	33	15.0	4.10	50
TOP-T-KS metric black RAL 9005							
600905	TOP-T-KS M 12	M 12	3.0 – 6.5	15	8.0	0.50	100
600906	TOP-T-KS M 16	M 16	5.0 – 10.0	22	15.0	1.30	100
600907	TOP-T-KS M 20	M 20	10.0 – 14.0	27	15.0	2.30	50
600908	TOP-T-KS M 25	M 25	13.0 – 18.0	33	15.0	4.10	50

Cable fittings and accessories

Plastic accessory GK metric

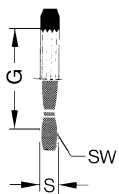


Properties

- – metric –
- Counter nut, hexagonal, with metric thread according to DIN 46320

Design

- Material Polyamide 6 GF 30
- Colour grey RAL 7001
black RAL 9005
other colour upon request



Part-No.	Type	G	SW = across flats mm	S mm	weight approx. kg/100 piece	VE piece
GK metric grey RAL 7001						
600398	GK M 12 × 1.5	M 12	17	5.0	0.10	100
600391	GK M 16 × 1.5	M 16	22	5.0	0.16	100
600392	GK M 20 × 1.5	M 20	26	6.0	0.23	100
600393	GK M 25 × 1.5	M 25	32	6.0	0.28	100
600394	GK M 32 × 1.5	M 32	41	7.0	0.41	100
600395	GK M 40 × 1.5	M 40	50	7.0	0.67	50
600396	GK M 50 × 1.5	M 50	60	8.0	1.14	50
600698	GK M 63 × 1.5	M 63	75	8.0	1.95	50
GK metric black RAL 9005						
600850	GK M 12 × 1.5	M 12	17	5.0	0.10	100
600851	GK M 16 × 1.5	M 16	22	5.0	0.14	100
600852	GK M 20 × 1.5	M 20	26	6.0	0.22	100
600853	GK M 25 × 1.5	M 25	32	6.0	0.26	100
600854	GK M 32 × 1.5	M 32	41	7.0	0.38	100
600855	GK M 40 × 1.5	M 40	50	7.0	0.63	50
600856	GK M 50 × 1.5	M 50	60	8.0	1.14	50
600857	GK M 63 × 1.5	M 63	75	8.0	1.78	50

Cable fittings and accessories

Plastic accessory GK

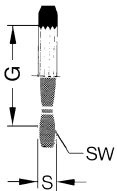


Properties

- Counter nut, hexagonal, with armour threads according to DIN 46320.

Design

- Material Polyamide 6 GF 30
- Colour grey RAL 7001
black RAL 9005
other colour upon request



Part-No.	Type	G	SW = across flats mm	S mm	weight approx. kg/100 piece	VE piece
GK PG grey RAL 7001						
600430	GK PG 7	PG 7	19	5.0	0.13	100
600431	GK PG 9	PG 9	22	5.0	0.14	100
600432	GK PG 11	PG 11	24	5.0	0.15	100
600433	GK PG 13.5	PG 13,5	27	6.0	0.24	100
600434	GK PG 16	PG 16	30	6.0	0.31	100
600435	GK PG 21	PG 21	36	7.0	0.45	100
600436	GK PG 29	PG 29	46	7.5	0.68	50
600437	GK PG 36	PG 36	60	8.0	1.47	50
600438	GK PG 42	PG 42	65	8.0	1.53	50
600439	GK PG 48	PG 48	70	8.0	1.71	50
GK PG black RAL 9005						
600830	GK PG 7	PG 7	19	5.0	0.13	100
600831	GK PG 9	PG 9	22	5.0	0.14	100
600832	GK PG 11	PG 11	24	5.0	0.15	100
600833	GK PG 13.5	PG 13,5	27	6.0	0.24	100
600834	GK PG 16	PG 16	30	6.0	0.31	100
600835	GK PG 21	PG 21	36	7.0	0.45	100
600836	GK PG 29	PG 29	46	7.5	0.68	50
600837	GK PG 36	PG 36	60	8.0	1.47	50
600838	GK PG 42	PG 42	65	8.0	1.53	50
600839	GK PG 48	PG 48	70	8.0	1.71	50