

Foot switches


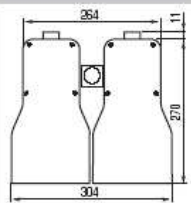
IP Series

IP54 □ thermoplastic type – Double


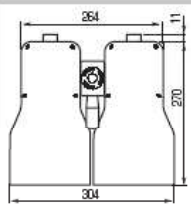


TECHNO-CONTROL EQUIPMENT

DOUBLE

DESCRIPTION	CONTACTS	REFERENCE NO.	WEIGHT gr.	MIN. PACK QTY.	DIMENSIONS
 <p>With trigger mechanism requiring positive action to allow pedal operation</p>	Slow break		3.100	1	
	1NO	IP7018			
	2NO	IP7019			

DOUBLE WITH EN418 EMERGENCY STOP

DESCRIPTION	CONTACTS	REFERENCE NO.	WEIGHT gr.	MIN. PACK QTY.	DIMENSIONS
 <p>With trigger mechanism requiring positive action to allow pedal operation</p>	Slow break		5.300	1	
	1NO	IP7018EM			
	2NO	IP7019EM			

GENERAL CHARACTERISTICS

Comply with		IEC/EN60947-5-1
Rated insulation voltage U_i	V	690 (pollution class 3)
Rated impulse withstand voltage U_{imp}	kV	4
Operating frequency	Hz	50/60
Rated thermal current I_{th}	A	10
Rated operating current I_e :		
AC-15 alterante current	V	24 60 110 230 400
	A	16 12 8 6 4,5
DC-13 continuous current	V	24 48 60 110 230
	A	2 1,2 0,85 0,4 0,25
Conditional short circuit withstand		1000A - 10A-500V class gG fuses
Contact impedance	mΩ	≤25
Contact type		Slow break double gap contacts
Positive opening		NC contact with positive opening (→)
Electric shock protection		Class II
Protection rating		IP54
Ambient temperature	°C	Operating -25 +70
	°C	Storage -30 +70
Termination type		Screw clamp terminals
Cable entry		No. 1 M20x1.5