

Interface Technology · LCIS analogue/analogue converter, passive

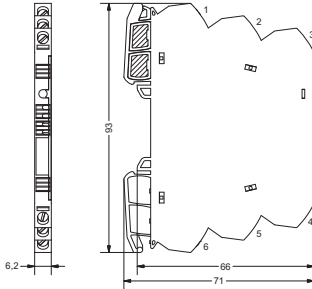
Input: 4-20 mA

Output: 4-20 mA

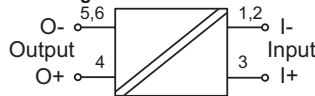
Insulation: 1.5 kV, 2-way disconnection, passive converter



Dimensions



PIN assignment



Description	Part-No.	Type	PU			
Screw terminal						
Nominal voltage	passive	750528.0000	LCIS-P1K-0528-62-S	1		
Push-In						
Nominal voltage	passive	751528.0000	LCIS-P1K-0528-62-PI	1		
Input						
Input signal		4–20 mA				
Galvanic insulation I/O		2-way isolation				
Output						
Output signal		4–20 mA				
Max. load impedance at I-output		1000 Ω (R _B)				
Output current		–				
Ripple		<5 mV _{eff} (working resistance 100 Ω)				
General						
Nominal voltage		passive				
Status Indication		LED green				
Input/output protection		Suppressor diode (33 V)				
Accuracy		0.1 % FSR (23 °C)				
Build-up time (Accuracy 1%)		6 ms (for working resistance 500 Ω and 20 mA)				
Burden error		<0.06 % from measured value / 100 Ω working resistance				
Temperature drift /K		<150 ppm / K FSR				
Temperature drift (working resistance >600R)		<100 ppm / K FSR				
Temperature drift (working resistance >600R)		<150 ppm / K FSR				
Insulation voltage input/output		1.5 kV _{eff}				
Housing material		PA 6.6 (UL 94 V-0) / NFF I2 F2				
Field installation		rail TS 35 (EN 60175)				
Protection class		IP 20				
Installation position		Optional				
Termination		Screw terminal: solid 0.25 – 2.5 mm ² / AWG 20 – 14 fine stranded with ferrule 0.25 – 1.5 mm ² / AWG 20 – 16 Stripping length: 6 mm Screw driver: 3.5 x 0.5 mm	Push-In: solid 0.25 – 2.5 mm ² / AWG 20 – 14 fine stranded with ferrule 0.25 – 1.5 mm ² / AWG 20 – 16 Stripping length: 8 mm Screw driver: 3.5 x 0.5 mm			
Operation temperature range		-25 °C – 60 °C				
Storage temperature range		-40 °C – 80 °C				
Dimensions (w × h × d)		6.2 × 93.0 × 71.0 mm				
Weight (kg/piece)		0.040				
Approvals		CSA and GL in preparation, UL				
Accessories	Color	2-pole	4-pole	8-pole	16-pole	PU
6 A jumper comb	white	762803.1000	762813.1000	762823.1000	762833.1000	10
Accessories	Color	Article number		Type		PU
Tag holder (quantity 200)	white (5×5 mm)	780981.000.2		LCOS-ZB-BZS-white-00		10
Tag holder (quantity 200)	red (5×5 mm)	780982.000.2		LCOS-ZB-BZS-red-00		10
Tag holder (quantity 200)	blue (5×5 mm)	780983.000.2		LCOS-ZB-BZS-blue-00		10
Tag holder (quantity 120)	white (12×6 mm)	780985.000.2		LCOS-ZB-BZS-white-12/6		10

Comments

With connection: This passive isolator has a non-reactive transmission, so that the current in the input circuit is not interrupted for an output interruption.

Interface Technology · LCIS analogue/analogue converter

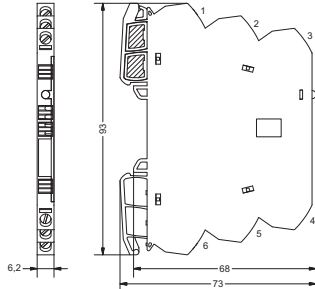
Input: 0-10 V / 0-20 mA / 4-20 mA

Output: 0-10 kHz

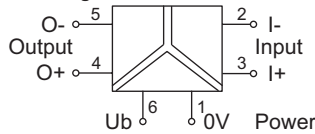
Insulation: 2.5 kV, 3-way disconnection



Dimensions



PIN assignment



Range adjustment

S1	Input
● → Switch On	1 2 3 4
0-10 V*	●
0-20 mA	●
4-20 mA	●

S1	Output
● → Switch On	5 6
0-50 Hz*	
0-100 Hz	●
0-1000 Hz	●
0-10000 Hz	●

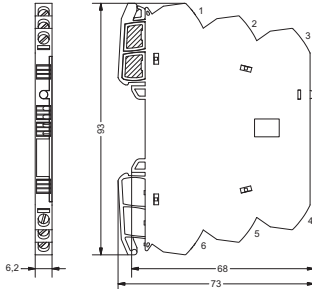
Description	Part-No.	Type	PU			
Screw terminal						
Nominal voltage	AC/DC 24 V	750511.0000	LCIS-WAF-0511-62-S	1		
Push-In						
Nominal voltage	AC/DC 24 V	751511.0000	LCIS-WAF-0511-62-PI	1		
Input						
	0/10 V	0-20 mA	4-20 mA			
Input resistance	>330 kΩ	<100 Ω				
Input signal	adjustable via DIP switch S1					
Galvanic insulation I/O	3-Wege Trennung					
Zero /Span	Production comparison					
Transmission frequency	-					
Output						
	0 - 50 Hz	0 - 100 Hz	0 - 1 kHz	0 - 10 kHz		
Output signal	adjustable via DIP switch S1					
Ripple	-					
General						
Nominal voltage	AC/DC 24 V					
Operation voltage range	DC: 19.2-26.4 V, AC: 19.2-26.4 V					
Status Indication	LED green					
Input/output protection	Overvoltage AC/DC 26.4 V, PTC fuse, Output short circuit-proof					
Accuracy	0.1 % FSR (23 °C)					
Linearity error	0.05 % FSR					
Rise time (10 - 90%)	frequency-dependent					
Build-up time (Accuracy 1%)	-					
Transmission frequency	-					
Temperature coefficient	<150 ppm / K FSR					
Insulation voltage input/output	2.5 kV _{eff}					
Housing material	PA 6.6 (UL 94 V-0) / NFF I2 F2					
Field installation	rail TS 35 (EN 50022)					
Protection class	IP 20					
Installation postition	Optional					
Termination	Screw terminal: solid 0.25 - 2.5 mm ² / AWG 20 - 14 fine stranded with ferrule	Push-In: solid 0.25 - 2.5 mm ² / AWG 20 - 14 fine stranded with ferrule				
	0.25 - 1.5 mm ² / AWG 20 - 16 Stripping length: 6 mm Screw driver: 3.5 x 0.5 mm	0.25 - 1.5 mm ² / AWG 20 - 16 Stripping length: 8 mm Screw driver: 3.5 x 0.5 mm				
Operation temperature range	-25 °C - 60 °C					
Storage temperature range	-40 °C - 85 °C					
Dimensions (w × h × d)	6.2 × 93.0 × 73.0 mm					
Weight (kg/piece)	0.029					
Approvals	UCSA and GL in preparation, UL					
Accessories						
	Color	2-pole	4-pole	8-pole	16-pole	PU
6 A jumper comb	white	762803.1000	762813.1000	762823.1000	762833.1000	10
Accessories						
	Color	Article number	Type	PU		
Tag holder (quantity 200)	white (5×5 mm)	780981.000.2	LCOS-ZB-BZS-white-00	10		
Tag holder (quantity 200)	red (5×5 mm)	780982.000.2	LCOS-ZB-BZS-red-00	10		
Tag holder (quantity 200)	blue (5×5 mm)	780983.000.2	LCOS-ZB-BZS-blue-00	10		
Tag holder (quantity 120)	white (12×6 mm)	780985.000.2	LCOS-ZB-BZS-white-12/6	10		

Interface Technology · LCIS analogue/analogue converter

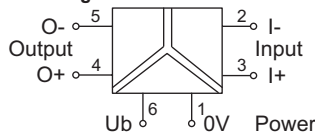
Input: 0-10 V / 0-20 mA / 4-20 mA
Output: 0-10 V / 0-20 mA / 4-20 mA
Insulation: 2.5 kV, 3-way disconnection



Dimensions



PIN assignment



Range adjustment

S1	Input
● → Switch On	1 2 3 4
0-10V*	●
0-20mA	●
4-20mA	●

S1	Output
● → Switch On	5 6
0-10V*	●
0-20mA	●
4-20mA	●

Description	Part-No.	Type	PU			
Screw terminal						
Nominal voltage	AC/DC 24 V	750539.0000	LCIS-WAA-0539-62-S	1		
Push-In						
Nominal voltage	AC/DC 24 V	751539.0000	LCIS-WAA-1539-62-PI	1		
Input						
Input resistance	>330 kΩ		<100 Ω			
Input signal	adjustable via DIP switch S1					
Galvanic insulation I/O	3-way isolation					
Zero /Span	Production comparison					
Output						
Max. load impedance at I-output	–		500 Ω			
Min. load impedance at U-output	2 kΩ		–			
Output current	max. 5 mA		–			
Output voltage	–		max 16 V			
Output signal	adjustable via DIP switch S1					
Ripple	<20 mV _{eff}					
General						
Nominal voltage	AC/DC 24 V					
Operation voltage range	DC: 19.2–26.4 V, AC: 19.2–26.4 V					
Status Indication	LED green					
Input/output protection	Overvoltage AC/DC 26.4 V, PTC fuse, Output short circuit-proof					
Accuracy	0.1 % FSR (23 °C)					
Linearity error	0,05 % FSR					
Rise time (10 - 90%)	6 ms					
Build-up time (Accuracy 1%)	17 ms					
Transmission frequency	30 Hz at 3 dB					
Temperature coefficient	<150 ppm / K FSR					
Insulation voltage input/output	2.5 kV _{eff}					
Housing material	PA 6.6 (UL 94 V-0) / NFF I2 F2					
Field installation	rail TS 35 (EN 60175)					
Protection class	IP 20					
Installation position	Optional					
Termination	Screw terminal: solid 0.25 – 2.5 mm ² / AWG 20 – 14 fine stranded with ferrule 0.25 – 1.5 mm ² / AWG 20 – 16 Stripping length: 6 mm Screw driver: 3.5 x 0.5 mm	Push-In: solid 0.25 – 2.5 mm ² / AWG 20 – 14 fine stranded with ferrule 0.25 – 1.5 mm ² / AWG 20 – 16 Stripping length: 8 mm Screw driver: 3.5 x 0.5 mm				
Operation temperature range	-25 °C – 60 °C					
Storage temperature range	-40 °C – 80 °C					
Dimensions (w × h × d)	6.2 × 93.0 × 73.0 mm					
Weight (kg/piece)	0.030					
Approvals	CSA and GL in preparation, UL					
Accessories	Color	2-pole	4-pole	8-pole	16-pole	PU
6 A jumper comb	white	762803.1000	762813.1000	762823.1000	762833.1000	10
Accessories	Color	Article number		Type	PU	
Tag holder (quantity 200)	white (5×5 mm)	780981.000.2		LCOS-ZB-BZS-white-00	10	
Tag holder (quantity 200)	red (5×5 mm)	780982.000.2		LCOS-ZB-BZS-red-00	10	
Tag holder (quantity 200)	blue (5×5 mm)	780983.000.2		LCOS-ZB-BZS-blue-00	10	
Tag holder (quantity 120)	white (12×6 mm)	780985.000.2		LCOS-ZB-BZS-white-12/6	10	

Interface Technology · LCIS analogue/analogue converter

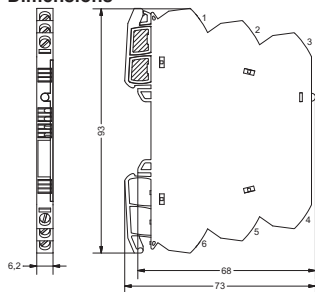
Input: 0-10 V

Output: 0-10 V / 0-20 mA / 4-20 mA

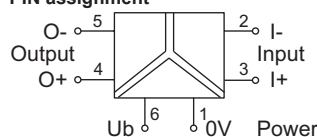
Insulation: 2.5 kV, 3-way disconnection



Dimensions



PIN assignment



Description	Part-No.	Type	PU			
Screw terminal						
Output signal	0 – 10 V	750530.0000	LCIS-WAA-0530-62-S	1		
	0–20 mA	750531.0000	LCIS-WAA-0531-62-S	1		
	4–20 mA	750532.0000	LCIS-WAA-0532-62-S	1		
Push-In						
Output signal	0 – 10 V	751530.0000	LCIS-WAA-1530-62-PI	1		
	0–20 mA	751531.0000	LCIS-WAA-1531-62-PI	1		
	4–20 mA	751532.0000	LCIS-WAA-1532-62-PI	1		
Input						
Input signal	0–10 V					
Galvanic insulation I/O	3-way isolation					
Zero /Span	Production comparison					
Output						
Output signal	0 – 10 V	0–20 mA	4–20 mA			
Ripple	<20 mV _{eff}					
Max. load impedance at I-output	–	500 Ω				
General						
Nominal voltage	AC/DC 24 V					
Operation voltage range	DC: 19.2–26.4 V, AC: 19.2–26.4 V					
Status Indication	LED green					
Input/output protection	Overvoltage AC/DC 26.4 V, PTC fuse, Output short circuit-proof					
Accuracy	0.1 % FSR (23 °C)					
Linearity error	0.05 % FSR					
Rise time (10 - 90%)	6 ms					
Build-up time (Accuracy 1%)	17 ms					
Transmission frequency	30 Hz at 3 dB					
Temperature coefficient	<150 ppm / K FSR					
Insulation voltage input/output	2.5 kV _{eff}					
Housing material	PA 6.6 (UL 94 V-0) / NFF I2 F2					
Field installation	rail TS 35 (EN 60175)					
Protection class	IP 20					
Installation position	Optional					
Termination	Screw terminal: solid		Push-In: solid			
	0.25 – 2.5 mm ² / AWG 20 – 14	0.25 – 2.5 mm ² / AWG 20 – 14				
	fine stranded with ferrule	fine stranded with ferrule				
	0.25 – 1.5 mm ² / AWG 20 – 16	0.25 – 1.5 mm ² / AWG 20 – 16				
	Stripping length: 6 mm	Stripping length: 8 mm				
	Screw driver: 3.5 x 0.5 mm	Screw driver: 3.5 x 0.5 mm				
Operation temperature range	-25 °C – 60 °C					
Storage temperature range	-40 °C – 80 °C					
Dimensions (w × h × d)	6.2 × 93.0 × 73.0 mm					
Weight (kg/piece)	0.029					
Approvals	CSA and GL in preparation, UL					
Accessories	Color	2-pole	4-pole	8-pole	16-pole	PU
6 A jumper comb	white	762803.1000	762813.1000	762823.1000	762833.1000	10
Accessories	Color	Article number		Type	PU	
Tag holder (quantity 200)	white (5×5 mm)	780981.000.2		LCOS-ZB-BZS-white-00	10	
Tag holder (quantity 200)	red (5×5 mm)	780982.000.2		LCOS-ZB-BZS-red-00	10	
Tag holder (quantity 200)	blue (5×5 mm)	780983.000.2		LCOS-ZB-BZS-blue-00	10	
Tag holder (quantity 120)	white (12×6 mm)	780985.000.2		LCOS-ZB-BZS-white-12/6	10	

Interface Technology · LCIS analogue/analogue converter

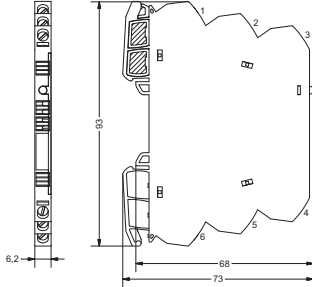
Input: 0-20 mA

Output: 0-10 V / 0-20 mA / 4-20 mA

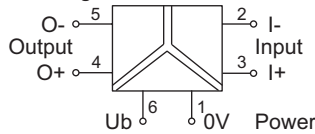
Insulation: 2.5 kV, 3-way disconnection



Dimensions



PIN assignment



Description	Part-No.	Type	PU			
Screw terminal						
Output signal	0 – 10 V	750533.0000	LCIS-WAA-0533-62-S	1		
	0–20 mA	750534.0000	LCIS-WAA-0534-62-S	1		
	4–20 mA	750535.0000	LCIS-WAA-0535-62-S	1		
Push-In						
Output signal	0 – 10 V	751533.0000	LCIS-WAA-1533-62-PI	1		
	0–20 mA	751534.0000	LCIS-WAA-1534-62-PI	1		
	4–20 mA	751535.0000	LCIS-WAA-1535-62-PI	1		
Input						
Input signal		0–20 mA				
Galvanic insulation I/O		3-way isolation				
Zero /Span		Production comparison				
Output						
Output signal	0 – 10 V	0–20 mA	4–20 mA			
Ripple		<20 mV _{eff}				
Max. load impedance at I-output	–		500 Ω			
General						
Nominal voltage		AC/DC 24 V				
Operation voltage range		DC: 19.2–26.4 V, AC: 19.2–26.4 V				
Status Indication		LED green				
Input/output protection		Overvoltage AC/DC 26.4 V, PTC fuse, Output short circuit-proof				
Accuracy		0.1 % FSR (23 °C)				
Linearity error		0.05 % FSR				
Rise time (10 - 90%)		6 ms				
Build-up time (Accuracy 1%)		17 ms				
Transmission frequency		30 Hz at 3 dB				
Temperature coefficient		<150 ppm / K FSR				
Insulation voltage input/output		2.5 kV _{eff}				
Housing material		PA 6.6 (UL 94 V-0) / NFF I2 F2				
Field installation		rail TS 35 (EN 60175)				
Protection class		IP 20				
Installation position		Optional				
Termination		Screw terminal: solid 0.25 – 2.5 mm ² / AWG 20 – 14 fine stranded with ferrule 0.25 – 1.5 mm ² / AWG 20 – 16 Stripping length: 6 mm Screw driver: 3.5 x 0.5 mm	Push-In: solid 0.25 – 2.5 mm ² / AWG 20 – 14 fine stranded with ferrule 0.25 – 1.5 mm ² / AWG 20 – 16 Stripping length: 8 mm Screw driver: 3.5 x 0.5 mm			
Operation temperature range		-25 °C – 60 °C				
Storage temperature range		-40 °C – 80 °C				
Dimensions (w × h × d)		6.2 × 93.0 × 73.0 mm				
Weight (kg/piece)		0.029				
Approvals		CSA and GL in preparation, UL				
Accessories	Color	2-pole	4-pole	8-pole	16-pole	PU
6 A jumper comb	white	762803.1000	762813.1000	762823.1000	762833.1000	10
Accessories	Color	Article number		Type		PU
Tag holder (quantity 200)	white (5×5 mm)	780981.000.2		LCOS-ZB-BZS-white-00		1
Tag holder (quantity 200)	red (5×5 mm)	780982.000.2		LCOS-ZB-BZS-red-00		1
Tag holder (quantity 200)	blue (5×5 mm)	780983.000.2		LCOS-ZB-BZS-blue-00		1
Tag holder (quantity 120)	white (12×6 mm)	780985.000.2		LCOS-ZB-BZS-white-12/6		1

Interface Technology · LCIS analogue/analogue converter

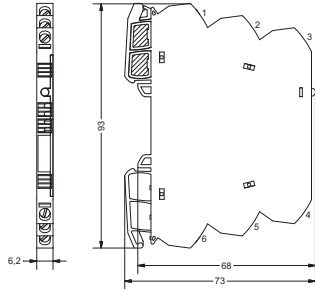
Input: 4-20 mA

Output: 0-10 V / 0-20 mA / 4-20 mA

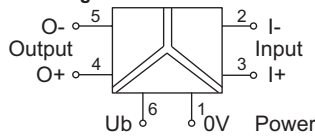
Insulation: 2.5 kV, 3-way disconnection



Dimensions



PIN assignment



Description	Part-No.	Type	PU			
Screw terminal						
Output signal	0-10 V	750536.0000	LCIS-WAA-0536-62-S	1		
	0-20 mA	750537.0000	LCIS-WAA-0537-62-S	1		
	4-20 mA	750538.0000	LCIS-WAA-0538-62-S	1		
Push-In						
Output signal	0-10 V	751536.0000	LCIS-WAA-1536-62-PI	1		
	0-20 mA	751537.0000	LCIS-WAA-1537-62-PI	1		
	4-20 mA	751538.0000	LCIS-WAA-1538-62-PI	1		
Input						
Input signal	4-20 mA					
Galvanic insulation I/O	3-way isolation					
Zero /Span	Production comparison					
Output						
Output signal	0-10 V	0-20 mA	4-20 mA			
Ripple	<20 mV _{eff}					
Max. load impedance at I-output	-	500 Ω				
General						
Nominal voltage	AC/DC 24 V					
Operation voltage range	DC: 19.2-26.4 V, AC: 19.2-26.4 V					
Status Indication	LED green					
Input/output protection	Overvoltage AC/DC 26.4 V, PTC fuse, Output short circuit-proof					
Accuracy	0.1 % FSR (23 °C)					
Linearity error	0.05 % FSR					
Rise time (10 - 90%)	6 ms					
Build-up time (Accuracy 1%)	17 ms					
Transmission frequency	30 Hz at 3 dB					
Temperature coefficient	<150 ppm / K FSR					
Insulation voltage input/output	2.5 kV _{eff}					
Housing material	PA 6.6 (UL 94 V-0) / NFF I2 F2					
Field installation	rail TS 35 (EN 60175)					
Protection class	IP 20					
Installation position	Optional					
Termination	Screw terminal: solid		Push-In: solid			
	0.25 - 2.5 mm ² / AWG 20 - 14	0.25 - 2.5 mm ² / AWG 20 - 14				
	fine stranded with ferrule	fine stranded with ferrule				
	0.25 - 1.5 mm ² / AWG 20 - 16	0.25 - 1.5 mm ² / AWG 20 - 16				
	Stripping length: 6 mm	Stripping length: 8 mm				
	Screw driver: 3.5 x 0.5 mm	Screw driver: 3.5 x 0.5 mm				
Operation temperature range	-25 °C - 60 °C					
Storage temperature range	-40 °C - 80 °C					
Dimensions (w × h × d)	6.2 × 93.0 × 73.0 mm					
Weight (kg/piece)	0.029					
Approvals	CSA and GL in preparation, UL					
Accessories	Color	2-pole	4-pole	8-pole	16-pole	PU
6 A jumper comb	white	762803.1000	762813.1000	762823.1000	762833.1000	10
Accessories	Color	Article number		Type		PU
Tag holder (quantity 200)	white (5×5 mm)	780981.000.2		LCOS-ZB-BZS-white-00		1
Tag holder (quantity 200)	red (5×5 mm)	780982.000.2		LCOS-ZB-BZS-red-00		1
Tag holder (quantity 200)	blue (5×5 mm)	780983.000.2		LCOS-ZB-BZS-blue-00		1
Tag holder (quantity 120)	white (12×6 mm)	780985.000.2		LCOS-ZB-BZS-white-12/6		1