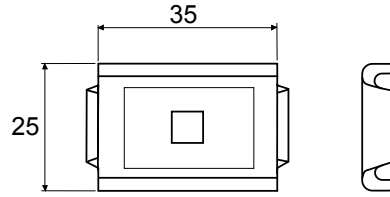


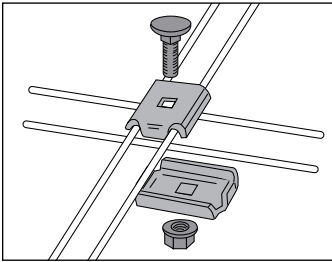
Fitting B2

Delivered without bolt and nut.

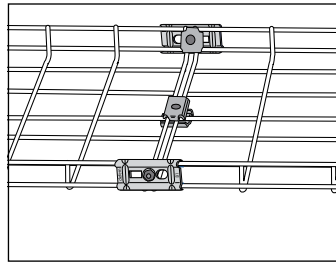


	Electro-galv. Part. No	Weight kg	Hot dip galv. Part. No	Weight kg	Stainl. steel AISI316L Part. No	Weight kg
Fitting B2	11 491 55	0,02	11 492 55	0,02	11 493 55	0,02

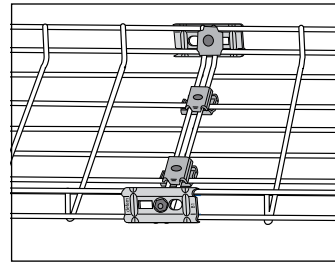
Use and installation



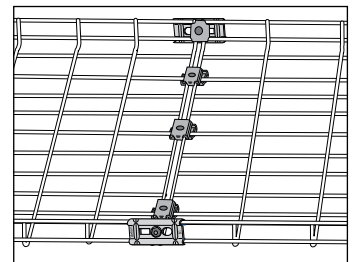
For joining in bottom of tray:
2 pcs of Fitting B2
1 pc of Bolt and Nut B13.



Wire tray 320 is joined with
2 pcs of Fitting B1
4 pcs of Fitting B2
3 pcs of Bolt and Nut B13

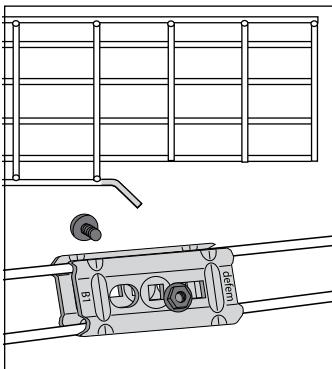


Wire tray 422 is joined with
2 pcs of Fitting B1
6 pcs of Fitting B2
4 pcs of Bolt and Nut B13

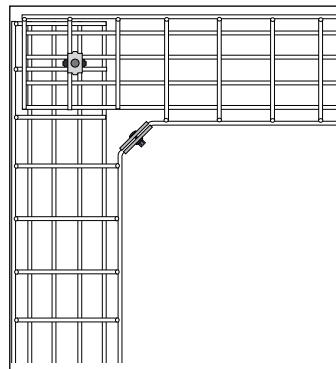


Wire tray 522 and 622 is joined with
2 pcs of Fitting B1
8 pcs of Fitting B2
5 pcs of Bolt and Nut B13

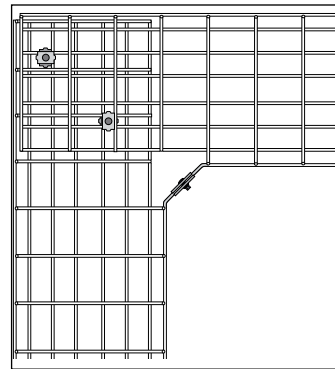
90° angling with Fitting B1 och B2



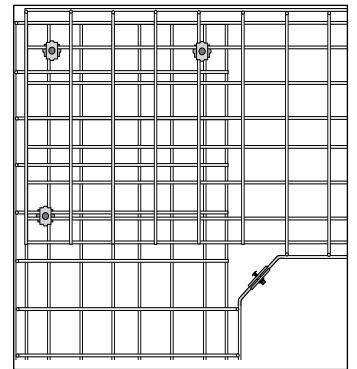
To obtain a softer inner angle,
2 Fittings B1 can be mounted
with Bolt and Nut B13.



Wire tray 53 to 220 are
joined with:
2 pcs of Fitting B1
2 pcs of Fitting B2
2 pcs of Bolt and Nut B13



Wire tray 320 and 422 are
joined with:
2 pcs of Fitting B1
4 pcs of Fitting B2
3 pcs of Bolt and Nut B13



Wire tray 522 and 622 are
joined with:
2 pcs of Fitting B1
6 pcs of Fitting B2
4 pcs of Bolt and Nut B13