

Suppression Technology - Suppressors for valves

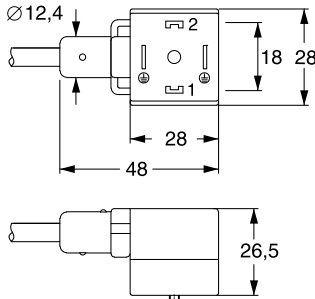
Design A (18 mm)

2pin version, protected against reverse polarity, moulded PUR connecting cable 2 x 0.75 mm²

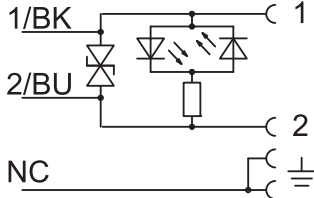
Protection device: suppressor diode + LED



Dimensions



PIN assignment



Description	Part-No.	Type	PU	
Suppressor diode + LED				
Length of connecting lead (M)	1.0	709469	LS-A-9469 1,0mPUR AC//DC 24V	10
	2.5	709459	LS-A-9459 2,5mPUR AC//DC 24V	10
	5.0	709460	LS-A-9460 5,0mPUR AC//DC 24V	10
	7.5	709461	LS-A-9461 7,5mPUR AC//DC 24V	10
	10.0	709462	LS-A-9462 10mPUR AC//DC 24V	10

Technical data

Function type	Suppressors for valves				
Protection device	Suppressor diode + LED				
Nominal voltage	AC/DC 24 V				
Current Consumption per LED	4 mA				
Shut-off points	≤52 V				
Rated frequency	50–60 Hz				
Holding Capacity	<100 VA				
Type of connecting lead	PUR black jacket, PP wire 2 x 0.75 mm ²				
Length of connecting lead (M)	1	2.5	5	7.5	10
Connecting lead	Ø 5.0 mm				

General

Form	Design A, contact clearance 18 mm				
Status Indication	LED yellow				
Coil Current max.	≤4 A				
Conductor labelling	black, blue				
Housing material	TPU transparent ¹⁾				
Protection class	IP 67				
Field installation	Breakaway torque 0.4 Nm				
Termination	-				
Operation temperature range	Male: -25 °C – 90 °C, cable: fixed -30 °C– 90 °C, moving -15 °C – 80 °C				
Storage temperature range	-40 °C – 90 °C				
Dimensions (w x h x d)	28.0 x 26.5 x 48.0 mm				
Weight (kg/piece)	0.08	0.14	0.25	0.36	0.53
Standards	EN 175301-803 (DIN 43 650), ISO 4400				
Approvals	-				

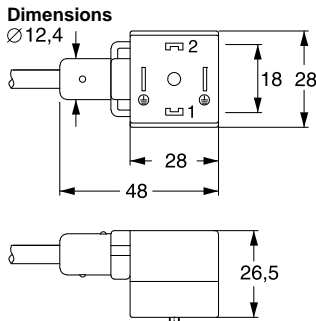
Accessories	Colour	Article number	Type	PU
Tag holder 7x20 mm	white	760968	BZT-0720	100
Protective pipes:				
-PA	black	271142	CX 12 PA	50
-PVC with hard PVC coil	grey	270401	CF 12 EL	30
-PVC with steel braiding		270011	CF 13 S	50
-PUR with coil		270411	CF PUR 12 EL	22
Marker sleeve	transparent	499995		500
Plate 4x23mm for 499995		499988		200

Comments

¹⁾ Very good chemical and oil resistance. The material resistance must be checked based on the application for use with aggressive media!


Suppression Technology - Suppressors for valves

Design A (18 mm) PVC termination cable with bridged ground conductor (PE)

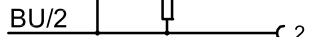



PIN assignment


709600, 709601, 709608



709605, 709606, 709607, 709519



709673, 709674, 709675



Description	Part-No.	Type	PU	
without component parts				
Nominal voltage	AC/DC 0–230 V	709600	L-A-9600 2,5mPVC up to 230 V	10
	AC/DC 0–230 V	709601	L-A-9601 5mPVC up to 230 V	10
	AC/DC 0–230 V	709608	L-A-9608 10,0m PVC 0-230 V	10
Suppressor diode				
Nominal voltage	AC/DC 24 V	709605	LS-A-9605 2,5m PVC 24 V	10
	AC/DC 24 V	709606	LS-A-9606 5,0m PVC 24 V	10
	AC/DC 24 V	709607	LS-A-9607 10,0m PVC 24 V	10
	AC/DC 24 V	709519	LS-A-9519 15,0m PVC 24 V	10
varistor				
Nominal voltage	AC/DC 230 V	709673	LV-A-9673 2,5m PVC 230 V	10
	AC/DC 230 V	709674	LV-A-9674 5,0m PVC 230 V	10
	AC/DC 230 V	709675	LV-A-9675 10,0m PVC 230 V	10

Technical data	without component parts	Suppressor diode	varistor
Function type	Suppressors for valves		
Protection device	Suppressor diode		varistor
Nominal voltage	AC/DC 0–230 V	AC/DC 24 V	AC/DC 230 V
Current Consumption per LED	–	4 mA	3 mA
Shut-off points	–	≤52 V	≤475 V
Rated frequency	50–60 Hz		
Holding Capacity	–	≤ 100VA	
Type of connecting lead	PVC black / PVC 3 × 0.5 mm ²		
Length of connecting lead (M)	2.5 5 10	2.5 5 10 15	2.5 5 10
Connecting lead	∅ 4.8 ± 0.15 mm		

General

Form	Design A, contact clearance 18 mm		
Status Indication	LED yellow		
Coil Current max.	≤7 A	≤4 A	≤0.5 A
Conductor labelling	colour-coded conductors		
Housing material	TPU black ¹⁾	TPU transparent ¹⁾	
Protection class	IP 67		
Field installation	Breakaway torque 0.4 Nm		
Termination	–		
Operation temperature range	Male: -25°C – 90°C, cable: fixed -30°C– 80°C, moving -5°C – 70°C		
Storage temperature range	-40 °C – 90 °C		
Dimensions (w x h x d)	28.0 x 26.5 x 48.0 mm		
Weight (kg/piece)	0.13	0.22	0.53
Standards	EN 175301-803 (DIN 43 650), ISO 4400		

Approvals

Accessories	Colour	Article number	Type	PU
Tag holder 7x20 mm	white	760968	BZT-0720	100
Protective pipes:				
-PA	black	271142	CX 12 PA	50
-PVC with hard PVC coil	grey	270401	CF 12 EL	30
-PVC with steel braiding		270011	CF 13 S	50
-PUR with coil		270411	CF PUR 12 EL	22
Marker sleeve	transparent	499995		500
Tag holder 4x23 mm for 499995		499988		200

Comments

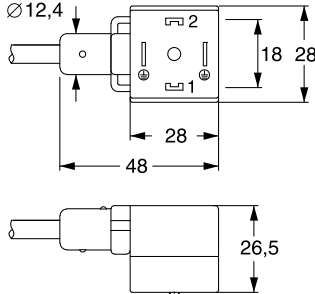
¹⁾ Very good chemical and oil resistance. The material resistance must be checked based on the application for use with aggressive media!

Suppression Technology - Suppressors for valves

Design A (18 mm) PUR termination cable with bridged ground conductor (PE)




Dimensions

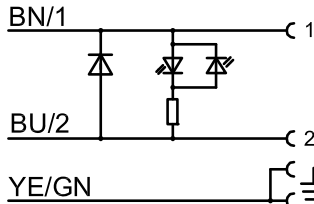


PIN assignment

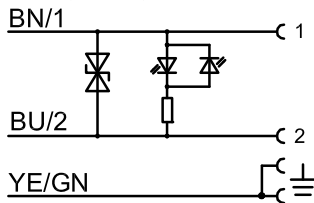
709700, 709701, 709708



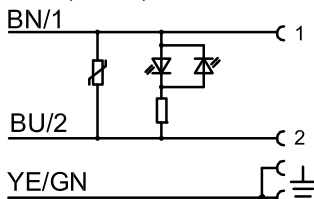
709526, 709527



709705, 709706, 709707



709773, 709774, 709775



Description	Part-No.	Type	PU	
without component parts				
Nominal voltage	AC/DC 0–230 V	709700	L-A-9700 2,5mPUR up to 230 V	10
	AC/DC 0–230 V	709701	L-A-9701 5mPUR up to 230 V	10
	AC/DC 0–230 V	709708	L-A-9708 10,0m PUR 0-230 V	10
Diode				
Nominal voltage	DC 24 V	709526	LD-A-9526 2,0m PUR 24 V	10
	DC 24 V	709527	LD-A-9527 5,0m PUR 24 V	10
Suppressor diode				
Nominal voltage	AC/DC 24 V	709705	LS-A-9705 2,5m PUR 24 V	10
	AC/DC 24 V	709706	LS-A-9706 5,0m PUR 24 V	10
	AC/DC 24 V	709707	LS-A-9707 10,0m PUR 24 V	10
varistor				
Nominal voltage	AC/DC 230 V	709773	LV-A-9773 2,5m PUR 230 V	10
	AC/DC 230 V	709774	LV-A-9774 5,0m PUR 230 V	10
	AC/DC 230 V	709775	LV-A-9775 10,0m PUR 230 V	10

Technical data	without component parts	Diode	Suppressor diode	varistor
Function type	Suppressors for valves			
Protection device	–	Diode + LED	Suppressor diode + LED	Varistor + LED
Nominal voltage	AC/DC 0–230 V	DC 24 V	AC/DC 24 V	AC/DC 230 V
Current Consumption per LED	–	4 mA		3 mA
Shut-off points	–	≤1 V	≤52 V	≤475 V
Rated frequency	50–60 Hz	–	–	50–60 Hz
Holding Capacity	–	–	–	≤ 100VA
Type of connecting lead	PUR black/PVC 3 × 0.5 mm ²			
Length of connecting lead (M)	2.5 5 10	2.5 5	2.5 5 10	2.5 5 10
Connecting lead	∅ 5.0 ± 0.15 mm			

General

Form	Design A, contact clearance 18 mm			
Status Indication	–			LED yellow
Coil Current max.	≤7 A	≤4 A		≤0.5 A
Conductor labelling	colour-coded conductors			
Housing material	TPU black ¹⁾		TPU transparent ¹⁾	
Protection class	IP 67			
Field installation	Breakaway torque 0.4 Nm			
Termination	–			
Operation temperature range	Male: -25 °C – 90 °C, cable: fixed -40 °C– 80 °C, moving -20 °C – 80 °C			
Storage temperature range	-40 °C – 90 °C			
Dimensions (w × h × d)	28.0 × 26.5 × 48.0 mm			
Weight (kg/piece)	0.13	0.23	0.53	0.13 0.23 0.53 0.13 0.23 0.53
Standards	EN 175301-803 (DIN 43 650), ISO 4400			
Approvals	–			

Accessories	Colour	Article number	Type	PU
Plate 7×20mm	white	760968	BZT-0720	100
Protective pipes:				
-PA	black	271142	CX 12 PA	50
-PVC with hard PVC coil	grey	270401	CF 12 EL	30
-PVC with steel braiding		270011	CF 13 S	50
-PUR with coil		270411	CF PUR 12 EL	22
Marker sleeve	transparent	499995		500
Plate 4×23mm for 499995		499988		200

Comments

¹⁾ Very good chemical and oil resistance. The material resistance must be checked based on the application for use with aggressive media!

Suppression Technology - Suppressors for valves

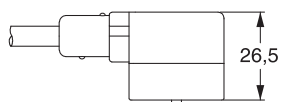
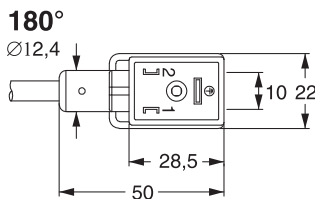
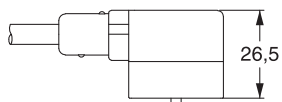
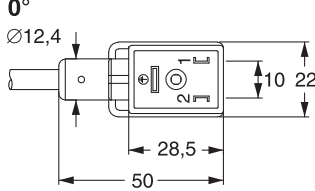
Design B (10 mm)

PUR/PVC cable

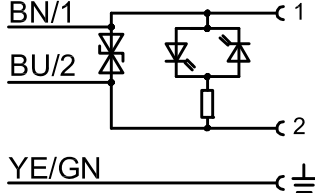
Protection device: suppressor diode + LED



Dimensions



PIN assignment



Description	Part-No.	Type	PU	
Cable outlet 0°, PVC				
Length of connecting lead (M)	2.5	709615	LS-B-9615 2,5m PVC 0° 24 V	10
	5.0	709616	LS-B-9616 5,0m PVC 0° 24 V	10
	10.0	709617	LS-B-9617 10,0m PVC 0° 24 V	10
Cable outlet 180°, PVC				
Length of connecting lead (M)	2.5	709625	LS-B-9625 2,5m PVC 180° 24 V	10
	5.0	709626	LS-B-9626 5,0m PVC 180° 24 V	10
	10.0	709627	LS-B-9627 10,0m PVC 180° 24 V	10
Cable outlet 0°, PUR				
Length of connecting lead (M)	2.5	709715	LS-B-9715 2,5m PUR 0° 24 V	10
	5.0	709716	LS-B-9716 5,0m PUR 0° 24 V	10
	10.0	709717	LS-B-9717 10,0m PUR 0° 24 V	10
Cable outlet 180°, PUR				
Length of connecting lead (M)	2.5	709725	LS-B-9725 2,5m PUR 180° 24 V	10
	5.0	709726	LS-B-9726 5,0m PUR 180° 24 V	10
	10.0	709727	LS-B-9727 10,0m PUR 180° 24 V	10

Technical data	PVC termination cable	PUR termination cable
Function type	Suppressors for valves	
Protection device	Suppressor diode	
Nominal voltage	AC/DC 24 V	
Current Consumption per LED	4 mA	
Shut-off points	≤52 V	
Rated frequency	50–60 Hz	
Holding Capacity	≤ 100VA	
Type of connecting lead	PVC black / PVC 3 × 0.5 mm ²	PUR black/PUR 3 × 0.5 mm ²
Length of connecting lead (M)	2.5 5 10	2.5 5 10
Connecting lead	∅ 4.8 ± 0.5 mm	∅ 5.0 ± 0.5 mm
General		
Form	design B, contact clearance 10 mm	
Status Indication	LED yellow	
Coil Current max.	≤4 A	
Conductor labelling	colour-coded conductors	
Housing material	TPU transparent ¹⁾	
Protection class	IP 67	
Field installation	Breakaway torque 0.4 Nm	
Termination	-	
Operation temperature range	Male: -25°C – 90°C, cable: fixed -30°C– 80°C, moving -5°C – 70°C	Male: -25 °C – 90 °C, cable: fixed -40 °C– 80 °C, moving -20 °C – 80 °C
Storage temperature range	-40 °C – 90 °C	
Dimensions (w x h x d)	22.0 x 26.5 x 50.0 mm	
Weight (kg/piece)	0.13 0.22 0.53	0.13 0.22 0.53
Standards	EN 175301-803 (DIN 43 650), ISO 6952	
Approvals	-	

Accessories	Colour	Article number	Type	PU
Plate 4x11mm	white	681313	BZT-0411	100
Protective pipes:				
-PA	black	271142	CX 12 PA	50
-PVC with hard PVC coil	grey	270401	CF 12 EL	30
-PVC with steel braid		270011	CF 13 S	50
PUR with coil		270411	CF PUR 12 EL	22
Designation sleeve	transparent	499995		500
Plate 4x23mm for 499995		499988		200

Comments

¹⁾ Excellent chemical and oil resistance. The material resistance must be checked based on the application for use with aggressive media!

Suppression Technology - Suppressors for valves

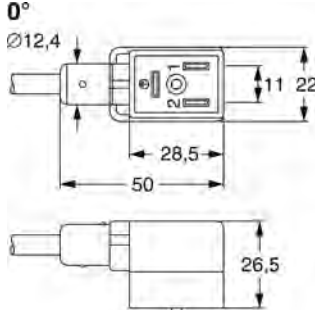
Design BI (11 mm)

PUR/PVC cable

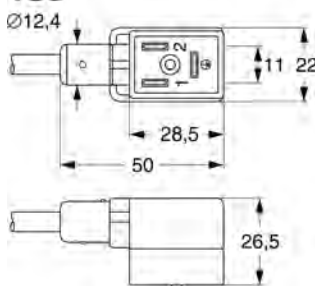
Protection device: suppressor diode + LED



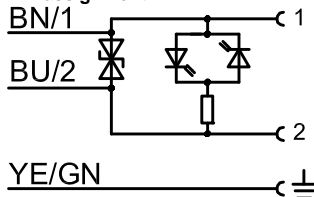
Dimensions



180°



PIN assignment



Description	Part-No.	Type	PU	
Cable outlet 0°, PVC				
Length of connecting lead (M)	2.5	709635	LS-BI-9635 2,5m PVC 0° 24 V	10
	5.0	709636	LS-BI-9636 5,0m PVC 0° 24 V	10
	10.0	709637	LS-BI-9637 10,0m PVC 0° 24 V	10
Cable outlet 180°, PVC				
Length of connecting lead (M)	2.5	709645	LS-BI-9645 2,5m PVC 180° 24 V	10
	5.0	709646	LS-BI-9646 5,0m PVC 180° 24 V	10
	10.0	709647	LS-BI-9647 10,0m PVC 180° 24 V	10
Cable outlet 0°, PUR				
Length of connecting lead (M)	2.5	709735	LS-BI-9735 2,5m PUR 0° 24 V	10
	5.0	709736	LS-BI-9736 5,0m PUR 0° 24 V	10
	10.0	709737	LS-BI-9737 10,0m PUR 0° 24 V	10
Cable outlet 180°, PUR				
Length of connecting lead (M)	2.5	709745	LS-BI-9745 2,5m PUR 180° 24 V	10
	5.0	709746	LS-BI-9746 5,0m PUR 180° 24 V	10
	10.0	709747	LS-BI-9747 10,0m PUR 180° 24 V	10

Technical data	PVC termination cable	PUR termination cable				
Function type	Suppressors for valves					
Protection device	Suppressor diode					
Nominal voltage	AC/DC 24 V					
Current Consumption per LED	4 mA					
Shut-off points	≤52 V	≥52 V				
Rated frequency	50–60 Hz					
Holding Capacity	≤ 100VA					
Type of connecting lead	PVC black / PVC 3 x 0.5 mm ²	PUR black/PVC 3 x 0.5 mm ²				
Length of connecting lead (M)	2.5 5 10	2.5 5 10				
Connecting lead	∅ 4.8 ± 0.15 mm	∅ 5.0 ± 0.15 mm				
General						
Form	Design B, contact clearance 11 mm (Industry)					
Status Indication	LED yellow					
Coil Current max.	≤4 A					
Conductor labelling	colour-coded conductors					
Housing material	TPU transparent ¹⁾					
Protection class	IP 67					
Field installation	Breakaway torque 0.4 Nm					
Termination	-					
Operation temperature range	Male: -25°C – 90°C, cable: fixed -30°C– 80°C, moving -5°C – 70°C	Male: -25 °C – 90 °C, cable: fixed -40 °C– 80 °C, moving -20 °C – 80 °C				
Storage temperature range	-40 °C – 90 °C					
Dimensions (w x h x d)	22.0 x 26.5 x 50.0 mm					
Weight (kg/piece)	0.13	0.22	0.53	0.13	0.22	0.53
Standards	-					
Approvals	-					

Accessories	Colour	Article number	Type	PU
Plate 4x11mm	white	681313	BZT-0411	100
Protective pipes:				
-PA	black	271142	CX 12 PA	50
-PVC with hard PVC coil	grey	270401	CF 12 EL	30
-PVC with steel braid		270011	CF 13 S	50
PUR with coil		270411	CF PUR 12 EL	22
Designation sleeve	transparent	499995		500
Plate 4x23mm for 499995		499988		200

Comments

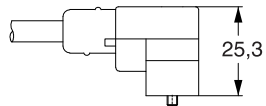
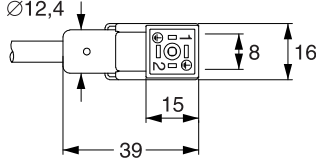
¹⁾ Excellent chemical and oil resistance. The material resistance must be checked based on the application for use with aggressive media!

Suppression Technology - Suppressors for valves

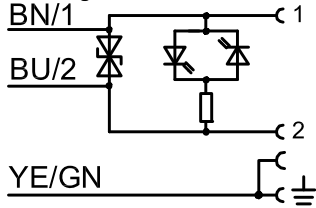
Design C (8 mm) PUR/PVC cable with bridged ground conductor (PE)



Dimensions



PIN assignment



Description	Part-No.	Type	PU	
PVC termination cable				
Length of connecting lead (M)	2.5	709653	LS-C-9653 2,5m PVC 24V	10
	5.0	709654	LS-C-9654 5,0m PVC 24V	10
	10.0	709659	LS-C-9659 10,0m PVC 24V	10
PUR termination cable				
Length of connecting lead (M)	2.5	709753	LS-C-9753 2,5m PUR 24 V	10
	5.0	709754	LS-C-9754 5,0m PUR 24 V	10
	10.0	709759	LS-C-9759 10,0m PUR 24 V	10

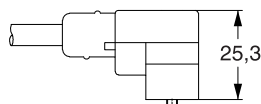
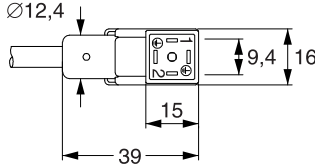
Technical data		PVC termination cable		PUR termination cable		
Function type	Suppressors for valves					
Protection device	Suppressor diode					
Nominal voltage	AC/DC 24 V					
Current Consumption per LED	4 mA					
Shut-off points	≤52 V					
Rated frequency	50–60 Hz					
Holding Capacity	≤ 70VA		70 VA			
Type of connecting lead	PVC black / PVC 3 × 0.5 mm ²		PUR black/PVC 3 × 0.5 mm ²			
Length of connecting lead (M)	2.5	5	10	2.5	5	10
Connecting lead	∅ 4.8 ± 0.15 mm		∅ 5.0 ± 0.15 mm			
General						
Form	Design C, contact clearance 8 mm					
Status Indication	LED yellow					
Coil Current max.	≤3 A					
Conductor labelling	colour-coded conductors					
Housing material	TPU transparent ¹⁾					
Protection class	IP 67					
Field installation	Breakaway torque 0.4 Nm					
Termination	-					
Operation temperature range	Male: -25°C – 90°C, cable: fixed -30°C– 80°C, moving -5°C – 70°C		Male: -25 °C – 90 °C, cable: fixed -40 °C– 80 °C, moving -20 °C – 80 °C			
Storage temperature range	-40 °C – 90 °C					
Dimensions (w x h x d)	16.0 x 25.3 x 39.0 mm					
Weight (kg/piece)	0.12	0.22	0.52	0.12	0.22	0.52
Standards	EN 175301-803 (DIN 43 650) ISO 6952					
Approvals	-					
Accessories	Colour	Article number	Type	PU		
Plate 4x11mm	white	681313	BZT-0411	100		
Protective pipes:						
-PA	black	271142	CX 12 PA	50		
-PVC with hard PVC coil	grey	270401	CF 12 EL	30		
-PVC with steel braid		270011	CF 13 S	50		
PUR with coil		270411	CF PUR 12 EL	22		
Designation sleeve	transparent	499995		500		
Plate 4x23mm for 499995		499988		200		
Comments						
¹⁾ Excellent chemical and oil resistance. The material resistance must be checked based on the application for use with aggressive media!						

Suppression Technology - Suppressors for valves

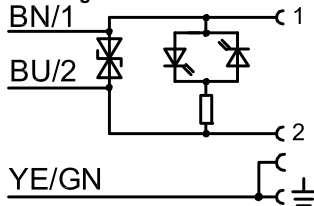
Design CI (9.4 mm) PUR/PVC cable with bridged ground conductor (PE)



Dimensions



PIN assignment



Description	Part-No.	Type	PU
PVC termination cable			
Length of connecting lead (M)	2.5	709666	LS-CI-9666 2,5m PVC 24 V
	5.0	709667	LS-CI-9667 5,0m PVC 24 V
	10.0	709668	LS-CI-9668 10,0m PVC 24 V
PUR termination cable			
Length of connecting lead (M)	2.5	709766	LV-CI-9766 2,5m PUR 24 V
	5.0	709767	LV-CI-9767 5,0m PUR 24 V
	10.0	709768	LV-CI-9768 10,0m PUR 24 V

Technical data	PVC termination cable	PUR termination cable
Function type	Suppressors for valves	
Protection device	Suppressor diode	
Nominal voltage	AC/DC 24 V	
Current Consumption per LED	4 mA	
Shut-off points	≤52 V	
Rated frequency	50–60 Hz	
Holding Capacity	≤ 70VA	
Type of connecting lead	PVC black / PVC 3 x 0.5 mm ²	PUR black/PVC 3 x 0.5 mm ²
Length of connecting lead (M)	2.5 5 10	2.5 5 10
Connecting lead	Ø 4.8 ± 0.15 mm	Ø 5.0 ± 0.15 mm

General	Design CI, contact clearance 9.4 mm (industry)	
Form	Design CI, contact clearance 9.4 mm (industry)	
Status Indication	LED yellow	
Coil Current max.	≤3 A	
Conductor labelling	colour-coded conductors	
Housing material	TPU transparent ¹⁾	
Protection class	IP 67	
Field installation	Breakaway torque 0.4 Nm	
Termination	-	
Operation temperature range	Male: -25°C – 90°C, cable: fixed -30°C– 80°C, moving -5°C – 70°C	Male: -25 °C – 90 °C, cable: fixed -40 °C– 80 °C, moving -20 °C – 80 °C

Storage temperature range	-40 °C – 90 °C					
Dimensions (w x h x d)	16.0 x 25.3 x 39.0 mm					
Weight (kg/piece)	0.12	0.22	0.52	0.12	0.22	0.52
Standards	-					
Approvals	-					

Accessories	Colour	Article number	Type	PU
Plate 4x11mm	white	681313	BZT-0411	100
Protective pipes:				
-PA	black	271142	CX 12 PA	50
-PVC with hard PVC coil	grey	270401	CF 12 EL	30
-PVC with steel braid		270011	CF 13 S	50
PUR with coil		270411	CF PUR 12 EL	22
Designation sleeve	transparent	499995		500
Plate 4x23mm for 499995		499988		200

Comments
¹⁾ Excellent chemical and oil resistance. The material resistance must be checked based on the application for use with aggressive media!